

## aluFACE

### IP 65, IP 66

aluFACE is a robust and highly versatile range of command and control enclosures which feature fixed or hinged front sections. The enclosures are ideal for all types of industrial controls and display technology.

The aluFACE range is available in six different versions with diecast aluminium base sections and diecast or extruded frame lids. The enclosures are supplied with an anodised aluminium front panel which is recessed to protect controls and keypads. Internal threaded screw bosses are provided for fixing PCBs, support rails, mounting plates etc. The larger enclosures in the range can be mounted to our suspension arm systems.

We can supply aluFACE enclosures fully customised to your requirements.

#### Enclosure sizes

6 variants - 66 dimensions of L x W x H

120 x 120 x 80mm to 640 x 320 x 135mm

KTE range: Secure connection technology in connection space (opened independently), both chambers can be separated, various lid variants, ingress protection IP 66

KE range: Flat framework, single-piece aluminium frame, front plate without visible screws, aluminium front plate, easy to assembly, ingress protection IP 66

KSE range: High framework, two-piece lid, with lock and hinges, ingress protection IP 65

KCE range: High framework, two-piece lid, with lock and hinges, ingress protection IP 65

KVE range: Flat framework, two-piece lid, inexpensive screwed version, ingress protection IP 65

KVF range: Flat framework, flat bottom, two-piece lid, inexpensive screwed version, ingress protection IP 65

#### Additional info

#### Enclosure

Diecast aluminium

EN AC 44300/EN AC-44200 (DIN EN 1706)

1° mould slope for casting ejection > internal circumference dimensions decrease by 1° towards enclosure bottom.

Front door (KSE/KCE range): Extruded aluminium profiles

Diecast zinc corner pieces with standard front plate: Aluminium 3 mm, Al Mg 1, silver anodised

Optional: Finished front plates, bored, stamped, engraved or printed

Optional: Steel pipe handle frame, powder coated, RAL 3020, traffic red or RAL 9005 black

Closure (KSE/KCE range): Hinges and locks on the narrow sides (side W), optionally also on the long sides (side L)

Fastening

With ROLEC suspension arm system taraPLUS and profiPLUS or attached to wall

Internal mounting

Fastening thread M6 on the enclosure floor

Ingress protection

IP 65, IP 66 / EN 60529

Gasket

Depends on variant and size:

Chloroprene O-ring gasket (CR), temperature resistance: -30°C to +90°C

or TPE moulded gasket, silicone-free, temperature resistance: -30°C to +100°C

Surface

Powder coating

Enclosure: RAL 7035, light grey














Front frame: RAL 7040, window grey

Optional: Special colours

Customising




Learn more about our full customising service for installation-ready enclosures

**KSE Sizes**




Photo	Part-No.	Type	Length	Width	Height	Ingress protection	Gasket	Available Options
	<a href="#">115.160.000</a>	aluFACE KSE 160	160	160	133.5	IP 65/66 EN 60529	Double-bit fastener, Hinges	Level-fastener, Handle, Wall pivot mount, Level-fastener with lock
	<a href="#">115.162.000</a>	aluFACE KSE 162	240	160	133.5	IP 65/66 EN 60529	Double-bit fastener, Hinges	Level-fastener, Handle, Wall pivot mount, Level-fastener with lock
	<a href="#">115.164.000</a>	aluFACE KSE 164	320	160	133.5	IP 65/66 EN 60529	Double-bit fastener, Hinges	Level-fastener, Handle, Wall pivot mount, Level-fastener with lock
	<a href="#">115.166.000</a>	aluFACE KSE 166	480	160	133.5	IP 65/66 EN 60529	Double-bit fastener, Hinges	Level-fastener, Handle, Wall pivot mount, Level-fastener with lock
	<a href="#">115.200.000</a>	aluFACE KSE 200	200	200	153.3	IP 65/66 EN 60529	Double-bit fastener, Hinges	Handle system, Level-fastener, Handle, Wall pivot mount, Level-fastener with lock
	<a href="#">115.202.000</a>	aluFACE KSE 202	300	200	153.3	IP 65/66 EN 60529	Double-bit fastener, Hinges	Handle system, Level-fastener, Handle, Wall pivot mount, Level-fastener with lock
	<a href="#">115.204.000</a>	aluFACE KSE 204	400	200	153.3	IP 65/66 EN 60529	Double-bit fastener, Hinges	Handle system, Level-fastener, Handle, Wall pivot mount, Level-fastener with lock
	<a href="#">115.240.000</a>	aluFACE KSE 240	240	240	153.3	IP 65/66 EN 60529	Double-bit fastener, Hinges	Handle system, Level-fastener, Handle, Wall pivot mount, Level-fastener with lock
	<a href="#">115.242.000</a>	aluFACE KSE 242	360	240	153.3	IP 65/66 EN 60529	Double-bit fastener, Hinges	Handle system, Level-fastener, Handle, Wall pivot mount, Level-fastener with lock
	<a href="#">115.244.000</a>	aluFACE KSE 244	480	240	153.3	IP 65/66 EN 60529	Double-bit fastener, Hinges	Handle system, Level-fastener, Handle, Wall pivot mount, Level-fastener with lock
	<a href="#">115.320.000</a>	aluFACE KSE 320	320	320	153.3	IP 65/66 EN 60529	Double-bit fastener, Hinges	Handle system, Level-fastener, Handle, Wall pivot mount, Level-fastener with lock
	<a href="#">115.322.000</a>	aluFACE KSE 322	480	320	153.3	IP 65/66 EN 60529	Double-bit fastener, Hinges	Handle system, Level-fastener, Handle, Wall pivot mount, Level-fastener with lock
	<a href="#">115.324.000</a>	aluFACE KSE 324	640	320	153.3	IP 65/66 EN 60529	Double-bit fastener, Hinges	Handle system, Level-fastener, Handle, Wall pivot mount, Level-fastener with lock

**KCE Sizes**



Photo	Part-No.	Type	Length	Width	Height	Ingress protection	Gasket	Available Options
	<a href="#">119.120.000</a>	aluFACE KCE 120	120	120	114	IP 65/66 EN 60529	Double-bit fastener, Hinges	Level-fastener, Level-fastener with lock, Collar-head screw, Triangular screw, Mounting plates
	<a href="#">119.122.000</a>	aluFACE KCE 122	180	120	114	IP 65/66 EN 60529	Double-bit fastener, Hinges	Level-fastener, Level-fastener with lock, Mounting plates, Triangular screw, Collar-head screw
	<a href="#">119.124.000</a>	aluFACE KCE 124	240	120	114	IP 65/66 EN 60529	Double-bit fastener, Hinges	Level-fastener, Level-fastener with lock, Mounting plates, Triangular screw, Collar-head screw
	<a href="#">119.160.000</a>	aluFACE KCE 160	160	160	114	IP 65/66 EN 60529	Double-bit fastener, Hinges	Level-fastener, Handle, Level-fastener with lock, Mounting plates, Triangular screw, Collar-head screw
	<a href="#">119.162.000</a>	aluFACE KCE 162	240	160	114	IP 65/66 EN 60529	Double-bit fastener, Hinges	Level-fastener, Handle, Level-fastener with lock, Mounting plates, Triangular screw, Collar-head screw
	<a href="#">119.164.000</a>	aluFACE KCE 164	320	160	114	IP 65/66 EN 60529	Double-bit fastener, Hinges	Level-fastener, Handle, Level-fastener with lock, Mounting plates, Triangular screw, Collar-head screw
	<a href="#">119.166.000</a>	aluFACE KCE 166	480	160	114	IP 65/66 EN 60529	Double-bit fastener, Hinges	Level-fastener, Handle, Level-fastener with lock, Mounting plates, Triangular screw, Collar-head screw
	<a href="#">119.200.000</a>	aluFACE KCE 200	200	200	135	IP 65/66 EN 60529	Double-bit fastener, Hinges	Handle system, Level-fastener, Handle, Level-fastener with lock, Mounting plates, Triangular screw, Collar-head screw
	<a href="#">119.202.000</a>	aluFACE KCE 202	300	200	135	IP 65/66 EN 60529	Double-bit fastener, Hinges	Handle system, Level-fastener, Handle, Level-fastener with lock, Mounting plates, Triangular screw, Collar-head screw
	<a href="#">119.204.000</a>	aluFACE KCE 204	400	200	135	IP 65/66 EN 60529	Double-bit fastener, Hinges	Handle system, Level-fastener, Handle, Level-fastener with lock, Mounting plates, Collar-head screw, Triangular screw
	<a href="#">119.240.000</a>	aluFACE KCE 240	240	240	135	IP 65/66 EN 60529	Double-bit fastener, Hinges	Handle system, Level-fastener, Handle, Level-fastener with lock, Mounting plates, Triangular screw, Collar-head screw
	<a href="#">119.242.000</a>	aluFACE KCE 242	360	240	135	IP 65/66 EN 60529	Double-bit fastener, Hinges	Handle system, Level-fastener, Handle, Level-fastener with lock, Mounting plates, Triangular screw, Collar-head screw
	<a href="#">119.244.000</a>	aluFACE KCE 244	480	240	135	IP 65/66 EN 60529	Double-bit fastener, Hinges	Handle system, Level-fastener, Handle, Level-fastener with lock, Mounting plates, Triangular screw, Collar-head screw

Photo	Part-No.	Type	Length	Width	Height	Ingress protection	Gasket	Available Options
	<a href="#">119.320.000</a>	aluFACE KCE 320	320	320	135	IP 65/66 EN 60529	Double-bit fastener, Hinges	Handle system, Level-fastener, Handle, Level-fastener with lock, Mounting plates, Triangular screw, Collar-head screw
	<a href="#">119.322.000</a>	aluFACE KCE 322	480	320	135	IP 65/66 EN 60529	Double-bit fastener, Hinges	Handle system, Level-fastener, Handle, Level-fastener with lock, Mounting plates, Triangular screw, Collar-head screw
	<a href="#">119.324.000</a>	aluFACE KCE 324	640	320	135	IP 65/66 EN 60529	Double-bit fastener, Hinges	Handle system, Level-fastener, Handle, Level-fastener with lock, Mounting plates, Triangular screw, Collar-head screw

















### KE Sizes

Photo	Part-No.	Type	Length	Width	Height	Ingress protection	Gasket	Available Options
	<a href="#">126.160.000</a>	aluFACE KE 160	160	160	117	IP 65/66 EN 60529		Level-fastener, Double-bit fastener, Hinges, Handle, Wall pivot mount, Level-fastener with lock, Silicon-gasket
	<a href="#">126.162.000</a>	aluFACE KE 162	240	160	117	IP 65/66 EN 60529		Level-fastener, Double-bit fastener, Hinges, Handle, Wall pivot mount, Level-fastener with lock, Silicon-gasket
	<a href="#">126.242.000</a>	aluFACE KE 242	360	240	137	IP 65/66 EN 60529		Handle system, Level-fastener, Double-bit fastener, Hinges, Handle, Wall pivot mount, Level-fastener with lock, Silicon-gasket

### KTE Sizes

















Photo	Part-No.	Type	Length	Width	Height	Ingress protection	Gasket	Available Options
	<a href="#">127.160.000</a>	aluFACE KTE 160	160	240	120	IP 65/66 EN 60529		Hold hinges, Mounting plates, Hinges, Silicon-gasket
	<a href="#">127.162.000</a>	aluFACE KTE 162	240	240	120	IP 65/66 EN 60529		Hold hinges, Mounting plates, Hinges, Silicon-gasket

**KVE Sizes**

Photo	Part-No.	Type	Length	Width	Height	Ingress protection	Gasket	Available Options
	<a href="#">125.120.000</a>	aluFACE KVE 120	120	120	114	IP 65/66 EN 60529		Hold hinges, Hinges
	<a href="#">125.122.000</a>	aluFACE KVE 122	180	120	114	IP 65/66 EN 60529		Hold hinges, Hinges
	<a href="#">125.124.000</a>	aluFACE KVE 124	240	120	114	IP 65/66 EN 60529		Hold hinges, Hinges
	<a href="#">125.160.000</a>	aluFACE KVE 160	160	160	114	IP 65/66 EN 60529		Hold hinges, Handle, Hinges
	<a href="#">125.162.000</a>	aluFACE KVE 162	240	160	114	IP 65/66 EN 60529		Hold hinges, Handle, Hinges
	<a href="#">125.164.000</a>	aluFACE KVE 164	320	160	114	IP 65/66 EN 60529		Hold hinges, Handle, Hinges
	<a href="#">125.166.000</a>	aluFACE KVE 166	480	160	114	IP 65/66 EN 60529		Hold hinges, Handle, Hinges
	<a href="#">125.200.000</a>	aluFACE KVE 200	200	200	135	IP 65/66 EN 60529		Handle system, Hold hinges, Handle, Hinges
	<a href="#">125.202.000</a>	aluFACE KVE 202	300	200	135	IP 65/66 EN 60529		Handle system, Hold hinges, Handle, Hinges
	<a href="#">125.204.000</a>	aluFACE KVE 204	400	200	135	IP 65/66 EN 60529		Handle system, Hold hinges, Handle, Hinges
	<a href="#">125.240.000</a>	aluFACE KVE 240	240	240	135	IP 65/66 EN 60529		Handle system, Hold hinges, Handle, Hinges
	<a href="#">125.242.000</a>	aluFACE KVE 242	360	240	135	IP 65/66 EN 60529		Handle system, Hold hinges, Handle, Hinges
	<a href="#">125.244.000</a>	aluFACE KVE 244	480	240	135	IP 65/66 EN 60529		Handle system, Hold hinges, Handle, Hinges
	<a href="#">125.320.000</a>	aluFACE KVE 320	320	320	135	IP 65/66 EN 60529		Handle system, Hold hinges, Handle, Hinges
	<a href="#">125.322.000</a>	aluFACE KVE 322	480	320	135	IP 65/66 EN 60529		Handle system, Hold hinges, Handle, Hinges
	<a href="#">125.324.000</a>	aluFACE KVE 324	640	320	135	IP 65/66 EN 60529		Handle system, Hold hinges, Handle, Hinges



**KVF Sizes**

Photo	Part-No.	Type	Length	Width	Height	Ingress protection	Gasket	Available Options
	<a href="#">123.120.000</a>	aluFACE KVF 120	120	120	80	IP 65/66 EN 60529		Hinges
	<a href="#">123.122.000</a>	aluFACE KVF 122	180	120	80	IP 65/66 EN 60529		Hinges
	<a href="#">123.124.000</a>	aluFACE KVF 124	240	120	80	IP 65/66 EN 60529		Hinges
	<a href="#">123.160.000</a>	aluFACE KVF 160	160	160	80	IP 65/66 EN 60529		Handle, Hinges
	<a href="#">123.162.000</a>	aluFACE KVF 162	240	160	80	IP 65/66 EN 60529		Handle, Hinges
	<a href="#">123.164.000</a>	aluFACE KVF 164	320	160	80	IP 65/66 EN 60529		Handle, Hinges
	<a href="#">123.166.000</a>	aluFACE KVF 166	480	160	80	IP 65/66 EN 60529		Handle, Hinges
	<a href="#">123.200.000</a>	aluFACE KVF 200	200	200	95	IP 65/66 EN 60529		Handle, Hinges
	<a href="#">123.202.000</a>	aluFACE KVF 202	300	200	95	IP 65/66 EN 60529		Handle, Hinges
	<a href="#">123.204.000</a>	aluFACE KVF 204	400	200	95	IP 65/66 EN 60529		Handle, Hinges
	<a href="#">123.240.000</a>	aluFACE KVF 240	240	240	95	IP 65/66 EN 60529		Handle, Hinges
	<a href="#">123.242.000</a>	aluFACE KVF 242	360	240	95	IP 65/66 EN 60529		Handle, Hinges
	<a href="#">123.244.000</a>	aluFACE KVF 244	480	240	95	IP 65/66 EN 60529		Handle, Hinges
	<a href="#">123.320.000</a>	aluFACE KVF 320	320	320	95	IP 65/66 EN 60529		Handle, Hinges
	<a href="#">123.322.000</a>	aluFACE KVF 322	480	320	95	IP 65/66 EN 60529		Handle, Hinges
	<a href="#">123.324.000</a>	aluFACE KVF 324	640	320	95	IP 65/66 EN 60529		Handle, Hinges